




SWEET FAJR



*Eid Mubarak
Ribbon Banner
template*



FRONT 1
(LIGHT PINK)



ASEMBLE THE LAYERS
LIKE PICTURE ABOVE



UPPER
RIBBON BACK
(DARK PINK)



LOWER
RIBBON BACK
(DARK PINK)



FRONT 2
(LIGHT PINK)



LOWER RIBBON
MIDDLE LAYER
(GLITTER GOLD)



FRONT 3
(LIGHT PINK)





UPPER RIBBON 2
MIDDLE LAYER
(GLITTER GOLD)



UPPER RIBBON 1
MIDDLE LAYER
(GLITTER GOLD)

CUT OUT
FLOWERS, LEAVES
AND EID MUBARAK
AND TRACE
THEM ON HEAVY
CARDSTOCK PAPER





Mumukshu

Eni